

Welcome to

QPP
Live!



Quality
Insights

Quality Payment Program Support Center

Breaking News & Announcements

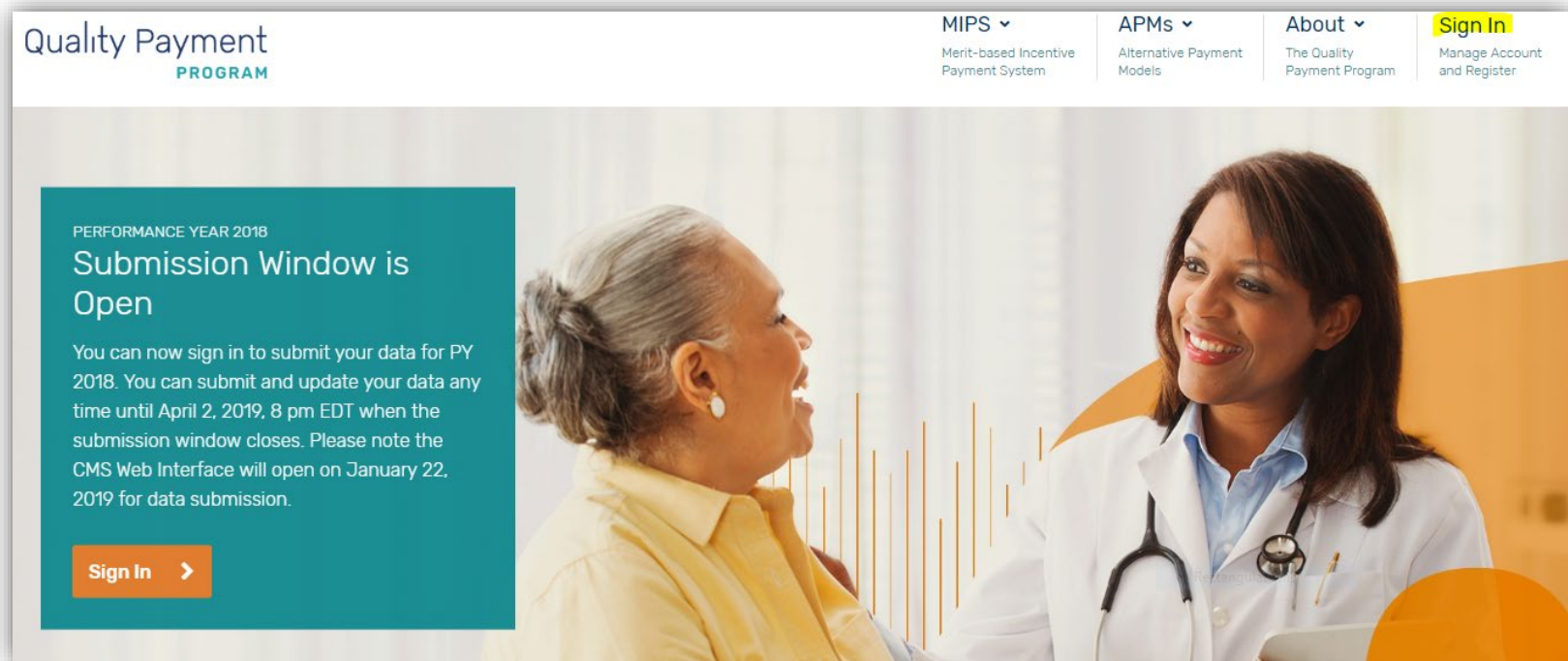


2018 MIPS Data Submission Period Now Open

- 2018 MIPS data needs to be submitted by 8:00 p.m. EST on April 2, 2019, except for the following reporters:
 - **CMS Web Interface reporters:** Submit data between January 22 and March 22, 2019 at 8:00 p.m. EST
 - **Medicare Part B claims reporters:** Ensure that your Medicare Administrative Contractor (MAC) receives and processes all of your 2018 claims by March 1, 2019 (60 days after the end of the reporting period)

How to Submit Your MIPS Data

- Login to the QPP website at www.qpp.cms.gov using your QPP access credentials




The screenshot shows the Quality Payment Program website. The header includes the logo "Quality Payment PROGRAM" on the left and navigation links for "MIPS" (Merit-based Incentive Payment System), "APMs" (Alternative Payment Models), "About" (The Quality Payment Program), and a highlighted "Sign In" link (Manage Account and Register). The main content area features a teal box with the text: "PERFORMANCE YEAR 2018 Submission Window is Open. You can now sign in to submit your data for PY 2018. You can submit and update your data any time until April 2, 2019, 8 pm EDT when the submission window closes. Please note the CMS Web Interface will open on January 22, 2019 for data submission." Below this text is an orange "Sign In" button with a right-pointing arrow. The background of the page shows a smiling female doctor in a white lab coat talking to an elderly female patient.

Log Into the QPP Portal

- Use the new HCQIS Authorization Roles and Profile (HARP) system:
 - Previous EIDM Accounts were automatically transitioned to HARP and users will use existing EIDM user ID and password
 - New Users who didn't have an EIDM account will need to enroll with HARP
- A step-by-step guide to signing up for a HARP account is available [QPP Access User Guide](#)
- Note: Clinicians who are not sure if they are eligible to participate in the QPP can check their eligibility status using the [QPP Participation Status Tool](#)

How to Organize 2018 MIPS Documentation


- Quality Insights developed a resource to help you keep your 2018 MIPS information and related documents together in case you are audited in the future
- You can [download it](#) from the Resource Library on the Quality Insights website



2018 Quality Payment Program Documents for an Audit

2018 QPP DOCUMENTS FOR AN AUDIT

This guide will assist clinicians/practices in collecting and saving QPP documentation so that it is readily available if selected for an audit.



DOWNLOAD

2018 MIPS Calculator – Updated

- 2018 MIPS Calculator for non-Advanced APM, non-CMS Web Interface Reporters from Great Plains QIN was updated on 1/2/19
- This version includes the updated 2018 benchmarks CMS published on 1/2/2019 and finalized 2019 performance year thresholds
- Enhancements to the Promoting Interoperability tab allow reporting with a mixture of CEHRT editions
- The Cost tab now allows measure and category exclusion due to low attribution of patients
- Download the updated 2018 MIPS Calculator here:
<https://qppsupport.org/CMSWebParts/Custom/Resources/ResourceGetFile.aspx?id=383>

New 2019 QPP Resources from CMS

- CMS recently posted many new and updated resources to its [QPP Resource Library](#) to help you get started with 2019 MIPS reporting
- There are also new resources that will assist with 2018 data submission
- Below are some of the new 2019 MIPS resources:
 - [2019 QPP Final Rule Overview Factsheet](#) (1/4/19)
 - [2019 QPP Final Rule - Updates for QCDRs and Registries](#) (1/4/19)
 - [2019 MIPS Participation and Eligibility Fact Sheet](#) (12/31/18)
 - [2019 List of Medicare Health Plan Other Payer APMs](#) (1/3/19)



New Quality and PI Resources for 2019

- [2018 Quality Benchmarks](#) (updated on 1/2/19)
- [2019 Quality Measure Specifications and Supporting Documents](#) (12/27/18)
- [2019 Medicare Part B Claims Measure Specifications and Supporting Documents](#) (12/27/18)
- [2019 Quality Performance Category Fact Sheet](#) (12/27/18)
- [2019 Qualified Clinical Data Registries \(QCDRs\) Qualified Posting](#) (12/27/18)
- [2019 Qualified Registries Qualified Postings](#) (12/27/18)
- [2019 Cross-Cutting Quality Measures](#) (12/27/18)
- [2019 Promoting Interoperability Measure Specifications](#) (12/27/18)
- [2019 PI Information Blocking Factsheet](#) (12/31/18)

New IA and Cost Resources for 2019

- [2019 Improvement Activities Inventory](#) (12/27/18)
- [2019 Cost Performance Category Fact Sheet](#) (12/27/18)
- [2019 Summary of Cost Measures](#) (12/27/18)
- [2019 Cost Measure Code Lists](#) (12/27/18)
- [2019 Cost Measure Information Forms](#) (12/27/18)

2018 Data Submission Resources

- [2018 QPP Access User Guide](#) (12/20/2018)
- [2018 Data Submission FAQs](#) (1/3/19)
- [2018 MIPS Scoring At-A-Glance](#) (12/28/2018)
- [2018 Eligible Measures Applicability \(EMA\) Resources](#) (1/2/19)



Free HIPAA Training

- Healthinsight, a CMS contractor, is offering **FREE** HIPAA training to all healthcare employees – it will meet your annual requirements and help you build a culture of compliance
 - Tue., January 29, 2019 from 1:00-2:00 p.m. EST - [Register Here](#)
- Healthinsight is also available to perform a Privacy and Security Risk Analysis, which is required if you are going to report data for the Promoting Interoperability category
- A new Privacy and Security Risk Analysis must be completed between January 1, 2019 and December 31, 2019 for 2019 MIPS reporting
 - Contact **Mark Norby** at **307.258.5322** to schedule your analysis if you'd like Healthinsight to complete this for you

Three Opportunities to Learn About 2018 Data Submission

- **MIPS Reporting for the 2018 Performance Year**
Host: CMS Philadelphia Regional Office
Wednesday, January 23, 2019 - 1:00 p.m. ET / 12:00 p.m. CT
[Register Here](#)
- **2018 MIPS Data Submission Guidelines**
Host: Quality Insights
Thursday, January 31, 2019 - 12:00 p.m. ET / 11:00 a.m. CT
[Register Here](#)
- **Submitting Your 2018 MIPS Data: Advice for Solo and Small Group Practices**
Host: IMPAQ International
[Tuesday, February 19, 2019 - 11:00 a.m. to 12:00 p.m. ET](#) OR
[Thursday, February 21, 2019 - 3:30 p.m. to 4:30 p.m. ET](#)

Two Opportunities to Learn about Quality Measures

- **Managing Patients with Hypertension Under the New MIPS Guidelines**
Wednesday, January 30, 2019 - 12:00 p.m. ET / 11:00 a.m. CT
[Register Here](#)
This 30-minute webinar will provide a brief overview and comparison of 2018-2019 hypertension guidelines, best practices, and future recommendations.
- **Eligible Clinician eCQM Diabetes Measures**
Wednesday, January 30, 2019 - 12:00 p.m. ET / 11:00 a.m. CT
[Register Here](#)
CMS is hosting this one-hour webinar session to provide an in-depth review of the Diabetes electronic clinical quality measures (eCQMs) including: Hemoglobin A1c Poor Control (>9%), Eye Exam, and Medical Attention for Nephropathy.

Help CMS Improve the QPP

- CMS wants to hear from providers and practice staff about the QPP website, reporting requirements, and more
- Feedback sessions are held via telephone or Webex and last approximately 30-60 minutes.
- If you are interested in voicing your opinion, please email CMSQPPFeedback@ketchum.com



Meet Our Quality Insights QPP Specialists



Kathy Wild
Project Director




Shanen Wright
Associate Project Director



Amy Weiser
Lead Project Coordinator

Delaware




Rebecca Dase
≥ 16 clinicians



Roxanne Fletcher
≤ 15 clinicians

Louisiana



Lisa Sherman
≥ 16 clinicians




Maureen Kelsey
≥ 16 clinicians

New Jersey



Diana Haniak
≥ 16 clinicians




Andrea Phillips
≤ 15 clinicians

Email gpp-surs@tmf.org or call 844.317.7609
(practices with ≤ 15 MIPS clinicians)

Quality Insights QPP Specialists (cont.)

Pennsylvania



Rebecca Dase
≥ 16 clinicians




Joe Pinto
≥ 16 clinicians

West Virginia



Julie Williams
≤ 15 clinicians



Lisa Sagwitz
≥ 16 clinicians




Shirley Sullivan
≤ 15 clinicians



Marvin Nichols
≤ 15 clinicians

Ask Questions Using Q&A

- Q&A Feature
 - Open the Q&A feature by dragging your mouse to the bottom of the screen and clicking on the **grey icon with the 3 dots** in the middle of it, and then select “Q&A” from the drop-down menu
 - Type your question in the Q&A feature that will now be open at the bottom right of your screen and then hit “**Send**”
 - Questions will be addressed in the order in which they are submitted
- Chat Feature
 - Open the Chat feature by dragging your mouse to the bottom of the screen and clicking on the **blue icon with the “speech bubble”** in it
 - The Quality Insights team will be posting resource links in the Chat box so **please do not submit questions here**



Ask Questions Verbally

- Once all of the questions that were submitted electronically through the Q&A feature are addressed, we will open the phone lines for attendees to directly ask questions to our team over the phone
- If you are not actively asking a question, **please mute your own phone line** in an effort to minimize background noise



Questions?



Thank You for Joining Us

- **Quality Insights QPP Support Center**
 - For practices with **15 or fewer** eligible providers
 - Email: qpp-surs@qualityinsights.org
 - Phone: **877.497.5065**
 - Website: www.qppsupport.org
- **Quality Insights Quality Innovation Network (QIN)**
 - For practices with **16 or more** eligible providers
 - Email: kwild@qualityinsights.org
 - Phone: **877.987.4687, Ext. 108**
 - Website: www.qualityinsights-qin.org



This material was prepared by Quality Insights, the Quality Payment Program-Small Underserved and Rural Support Center for Delaware, New Jersey, Pennsylvania and West Virginia under contract with the Centers for Medicare & Medicaid Services (CMS), an agency of the U.S. Department of Health and Human Services. The contents presented do not necessarily reflect CMS policy. Publication number QPP- 011719